





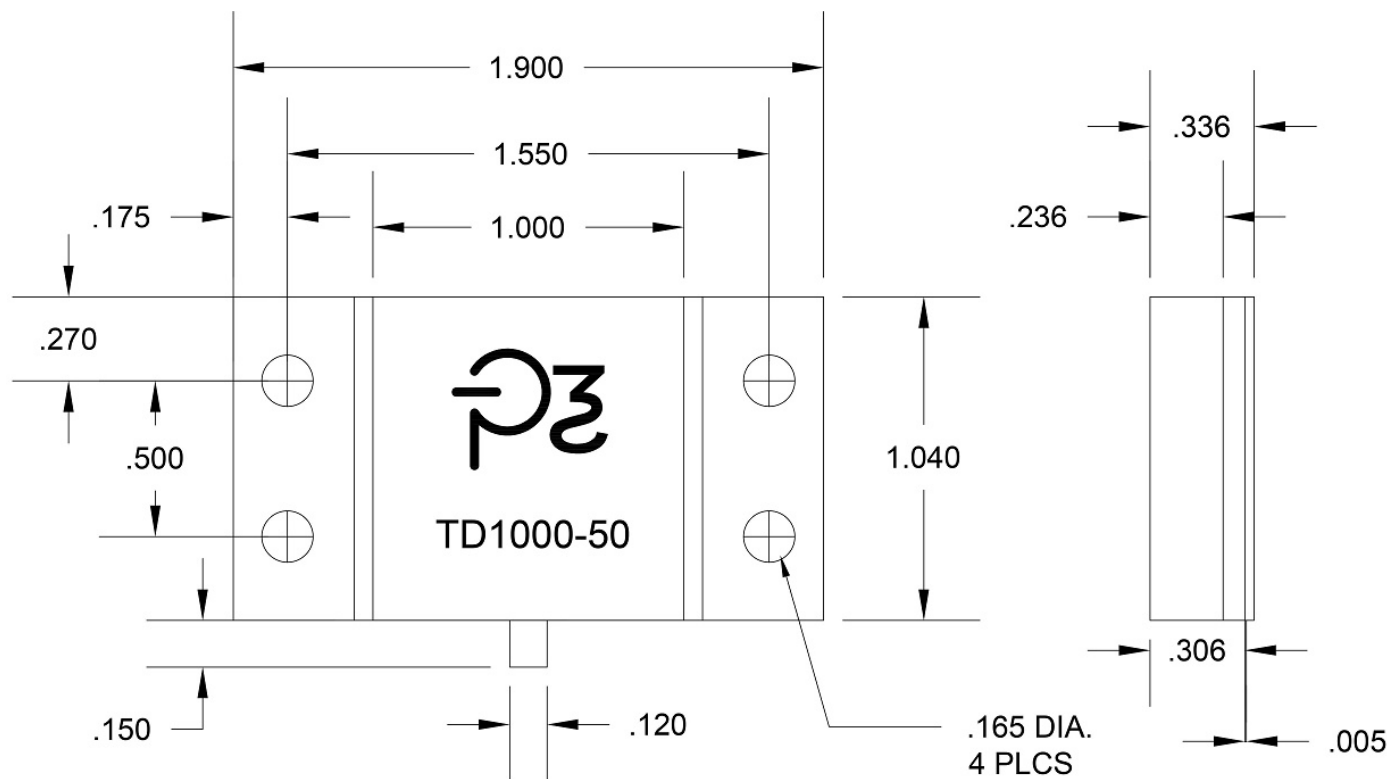
DC - 1.0 GHz.

Model: TD1000-50



The TD1000-50 is a 50 ohm, Beryllium Oxide bolt down termination. It has an input average power of 100 watts, while maintaining a constant mounting surface temperature of 100 °C. It offers a frequency range from DC - 1.0 GHz. with an excellent VSWR of 1.1:1 maximum at 1.0 GHz.

The package is an industry standard which is a direct drop-in replacement for existing legacy products. This allows for easy changeover for new designs and replacing older outdated marginal devices that may have degraded or drifted over time. Applications include Medical, Broadcast, Industrial, Commercial Wireless, Military and Space. 50 Ω is the standard value. We can offer any resistance value from 0-1000 Ω. Please contact the factory for any special requirements.



ELECTRICAL SPECIFICATION

Frequency Range: DC - 1.0 GHz.
 Impedance: 50 Ω
 DC Resistance: 50 Ω ±5%
 Average Power: 1000W (See Power vs Temp. Chart)
 Peak Power: 3000W (700µs pulse, 20% duty cycle)
 VSWR: 1.15:1 Max.
 Operating Temp.: -55° C to +150° C

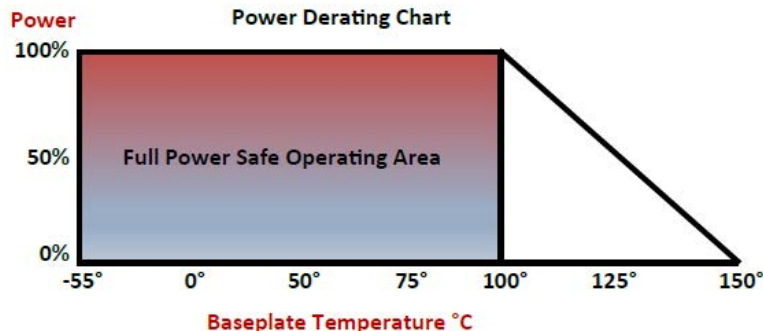
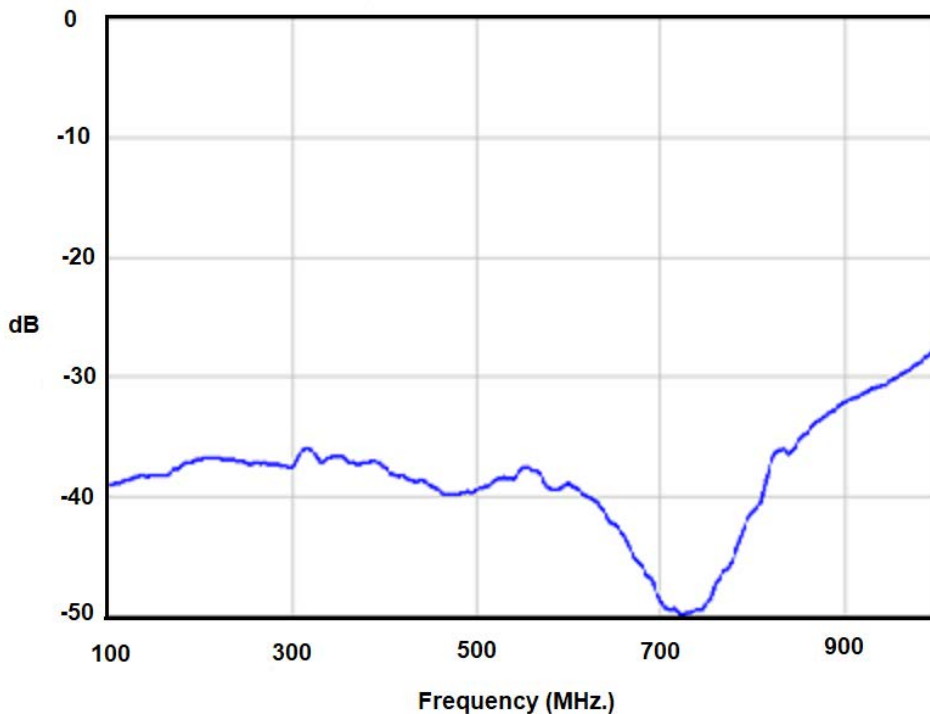
MECHANICAL SPECIFICATION

Substrate: Beryllium Oxide, 99%
 Resistor: Thick Film
 Flange Material: Copper, Nickel plate per QQ-N-290
 Cover Material: 96% Alumina
 Storage Temp: -55° C To +175° C
 Part Numbering: **TD 1000 - XXX**
Series Watts Resistance (Ω)



Typical Performance Data

Return Loss



Mechanical Mounting

| THREAD SIZE | TORQUE SETTING |
|-------------|----------------|
| 2-56 | 4 inch-pounds |
| 4-40 | 6 inch-pounds |
| 6-32 | 8 inch-pounds |
| 8-32 | 12-inch-pounds |

SUGGESTED MOUNTING AND TAB STRESS RELIEF METHOD

